

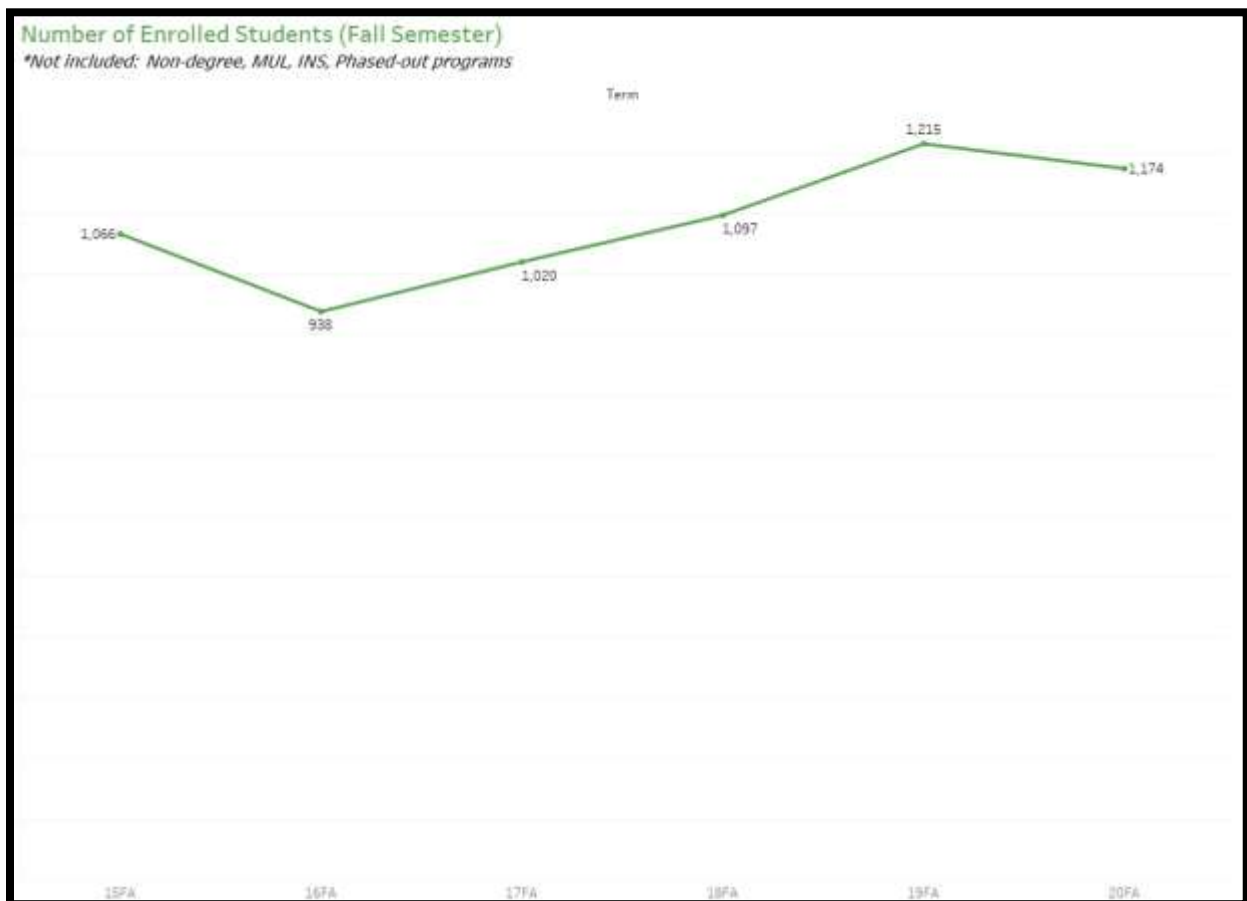


## Enrollment\* Data for Initial and Advanced Programs Across Teacher Education Unit 2015-2020

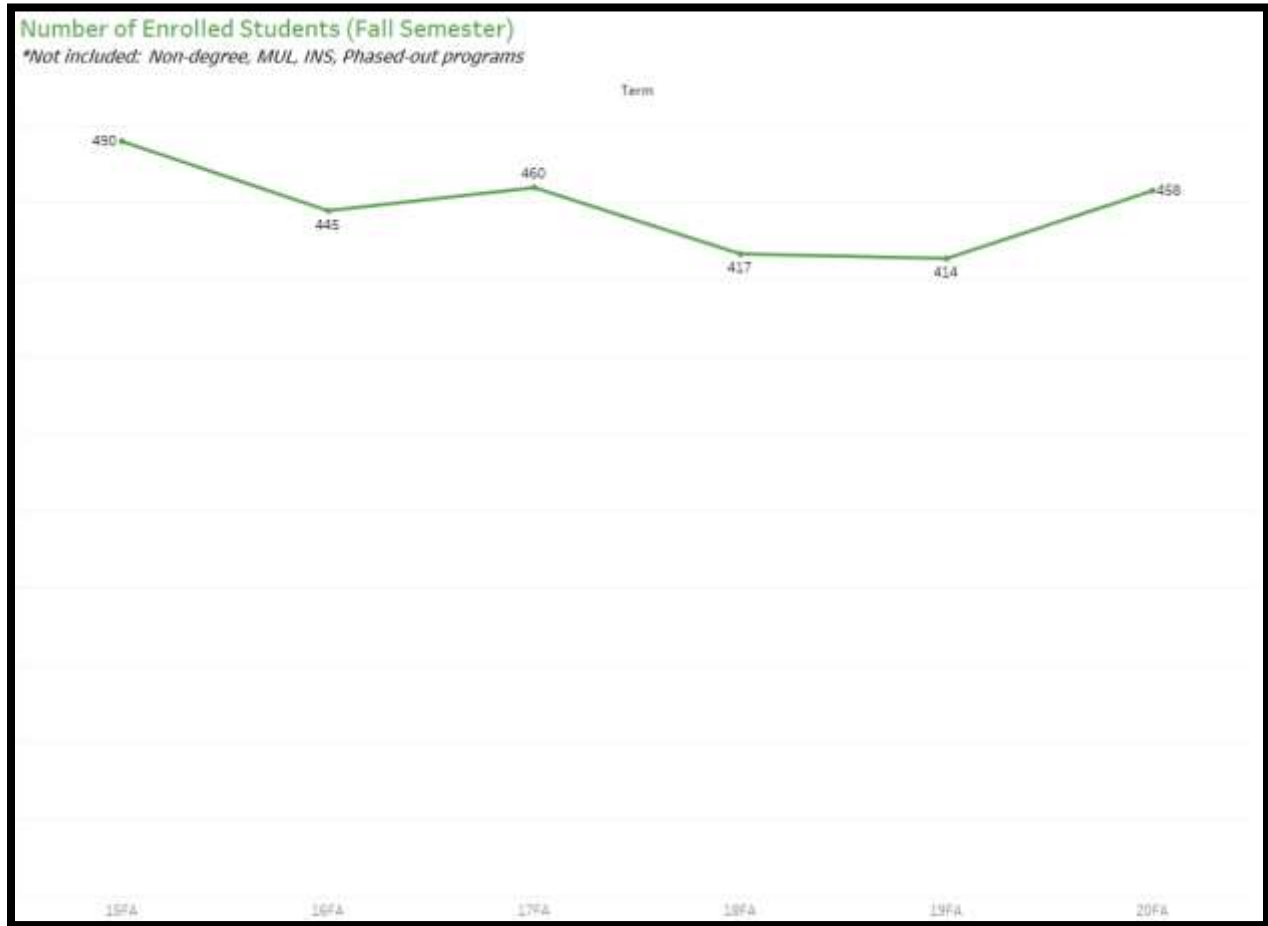
\*Data are reported by enrollment during Fall semester.

Data presented to the Teacher Education Council March 12, 2021

### INITIAL PROGRAMS



## ADVANCED PROGRAMS

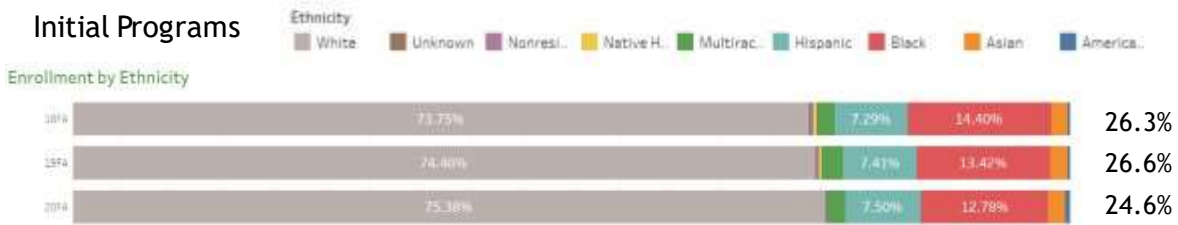


### Overall Data Summary:

After an initial drop in Fall 2016, enrollment in initial programs has trended upward for 3 years from 2017 until Fall 2019. There was a very slight drop from Fall 2019 to Fall 2020 but Fall 2020 enrollment (n=1,174) remains higher than enrollment in the 4 years prior to 2019. Enrollment in advanced programs has remained stable over the past 5 years with a very slight downward trend between 2015 and 2019, with a slight increase noted in Fall 2020.

**Demographic Information:**

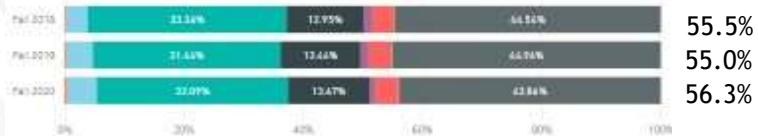
**Initial Programs**




**Advanced Programs**



**Buffalo State Undergraduate**



**Buffalo State Graduate**



**Demographic Data Summary:**

Enrollment in the Teacher Education Unit (TEU) Programs at the Initial and Advanced levels is predominantly white, however, less so at the initial program level (i.e., 75% initial vs. 82% advanced in Fall 2020). Diverse candidate enrollment has decreased slightly at the initial program level (e.g., 26.3% to 24.6%) over three years, with a slight increase noted at the Advanced program level (16.3% to 17.9%). The diversity of candidates enrolled in programs within the TEU is not reflective of the composition at the college-wide level.